



ಬೃಹತ್ ಬೆಂಗಳೂರು ಮಹಾನಗರ ಪಾಲಿಕೆ  
Bruhat Bengaluru Mahanagara Palike



# BBMP COVID-19 WAR ROOM 02.04.2023

BBMP / COVID-19 WAR ROOM / BULLETIN – 1105/ 02.04.2023 / #BBMPfightsCOVID19



# OVERVIEW OF COVID-19 IN BENGALURU

**CASE TRENDS** ACTIVE CASES **757**

Confirmed Cases

**170**

18,80,432<sup>#</sup>

Recovered Cases

**50**

18,62,679<sup>#</sup>

Death Cases

**0**

16,996<sup>#</sup>



**HOSPITALIZATION**

**46**

ICU – V

**2**

ICU

**6**

HDU

**1**

General

**37**

INCLUDES GOVT. QUOTA AND PRIVATE WALK-IN HOSPITALIZATION



**VACCINATION**

**128**

2,06,98,151<sup>#</sup>

First Dose

**17**

96,89,563<sup>#</sup>

Second Dose

**24**

95,11,331<sup>#</sup>

Precaution Dose

**87**

14,97,257<sup>#</sup>



**TRIAGING**

MTU

**5**

Tele Triage

**163**



**ACTIVE CZs**

**0**

MCZs (< 5 cases)

**0**

Clusters (> 5 cases)

**0**



**TESTING**

**2,772**

3,22,27,340<sup>#</sup>

RAT

**1,262**

RTPCR

**1,510**

Positivity :3.81%

\*FOR LAST 7 DAYS

# : indicates cumulative numbers till date



# ABSTRACT OF COVID-19 SCENARIO IN BENGALURU



	MALE			FEMALE			TRANSGENDER			TOTAL		
	Last 24 Hours	Last 7 Days	Cumulative	Last 24 Hours	Last 7 Days	Cumulative	Last 24 Hours	Last 7 Days	Cumulative	Last 24 Hours	Last 7 Days	Cumulative
<b>Positive Cases</b>	93	357	11,08,670	77	276	7,71,566	0	0	196	170	633	18,80,432
<b>Recovered Cases</b>	25	221	10,95,916	25	157	7,65,633	0	0	187	50	378	18,62,679
<b>Death Cases</b>	0	1	10,765	0	0	6,227	0	0	4	0	1	16,996
<b>Total Tests Done</b>	<b>In Last 24 hrs. : 2,772</b>			<b>In last 7 days : 21,096</b>			<b>Cumulative : 3,22,27,340</b>					
<b>Vaccine Doses Administered</b>	<b>In Last 24 hrs. : 128</b>			<b>In last 7 days : 760</b>			<b>Cumulative : 2,06,98,151</b>					
<b>ACTIVE CASES</b>									<b>757</b>			

\*Covid deaths occurred today : 00 | Covid deaths occurred beyond last 24hrs., reported today : 00

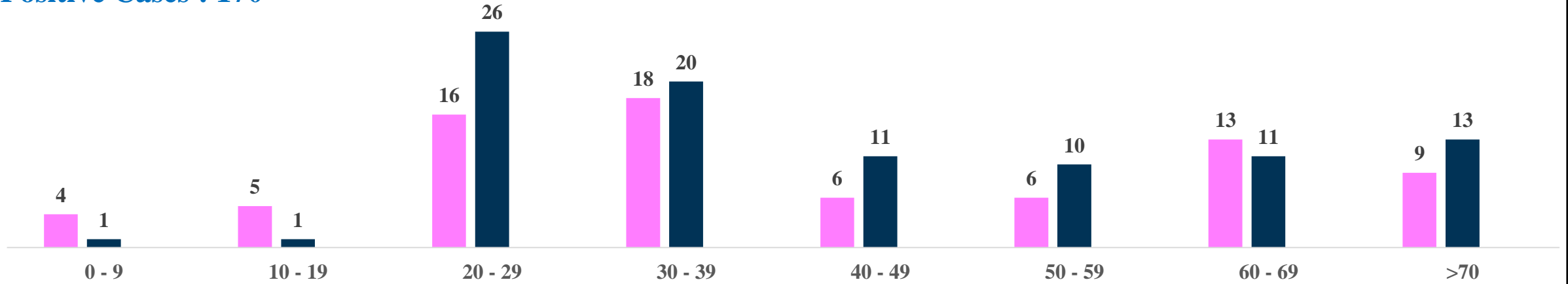


# LAST 24 HOURS AGE GROUP AND GENDER WISE DISTRIBUTION

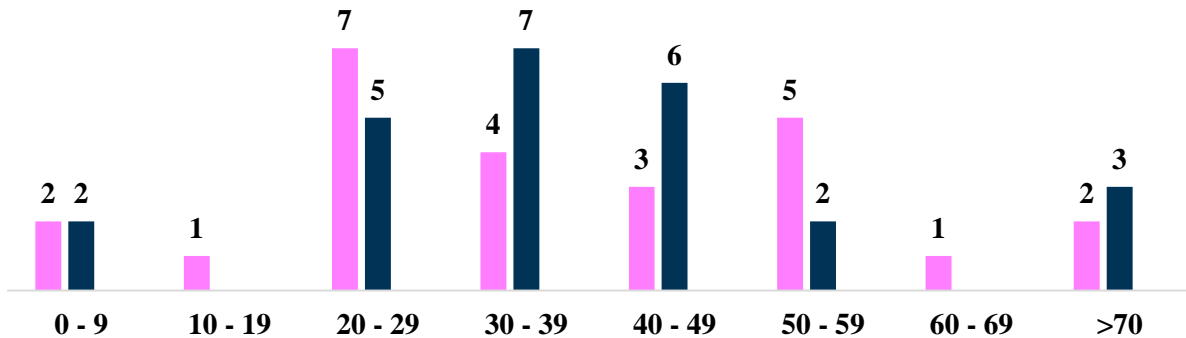


**Positive Cases : 170**

Female Male Transgender



**Recovered Cases : 50**



**Death Cases : 0**

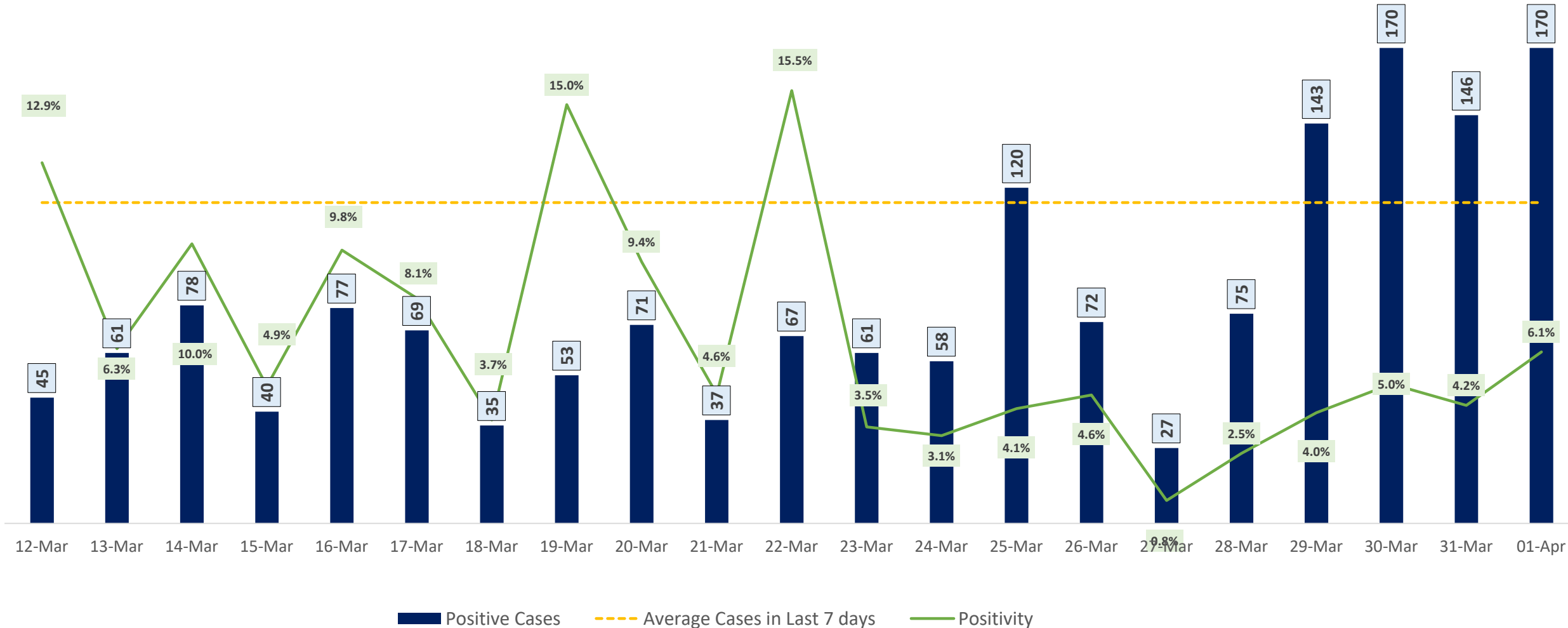
0 to 9 10 to 19 20 to 29 30 to 39 40 to 49 50 to 59 60 to 69 >=70



# POSITIVITY RATE OF BENGALURU – LAST 21 DAYS



Average Cases in Last 7 days : 115

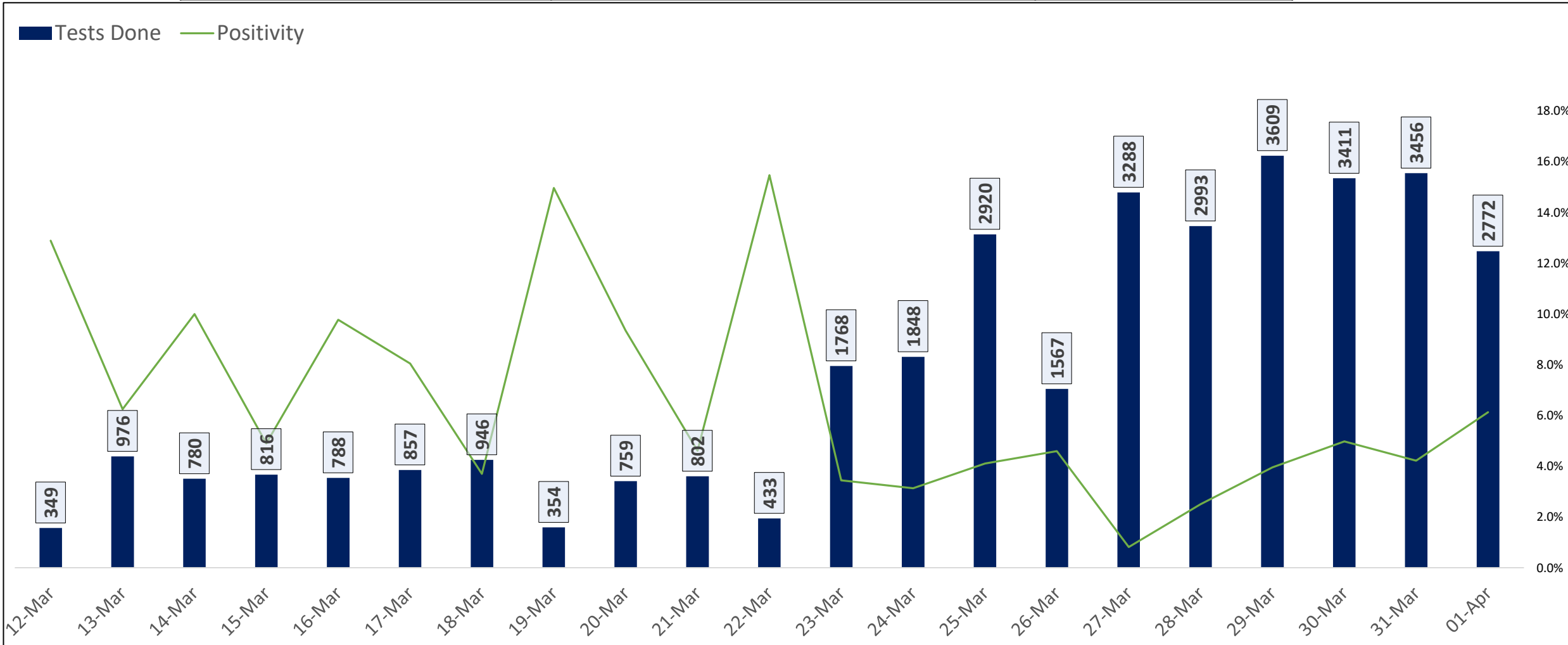




# TESTING TRENDS IN BENGALURU



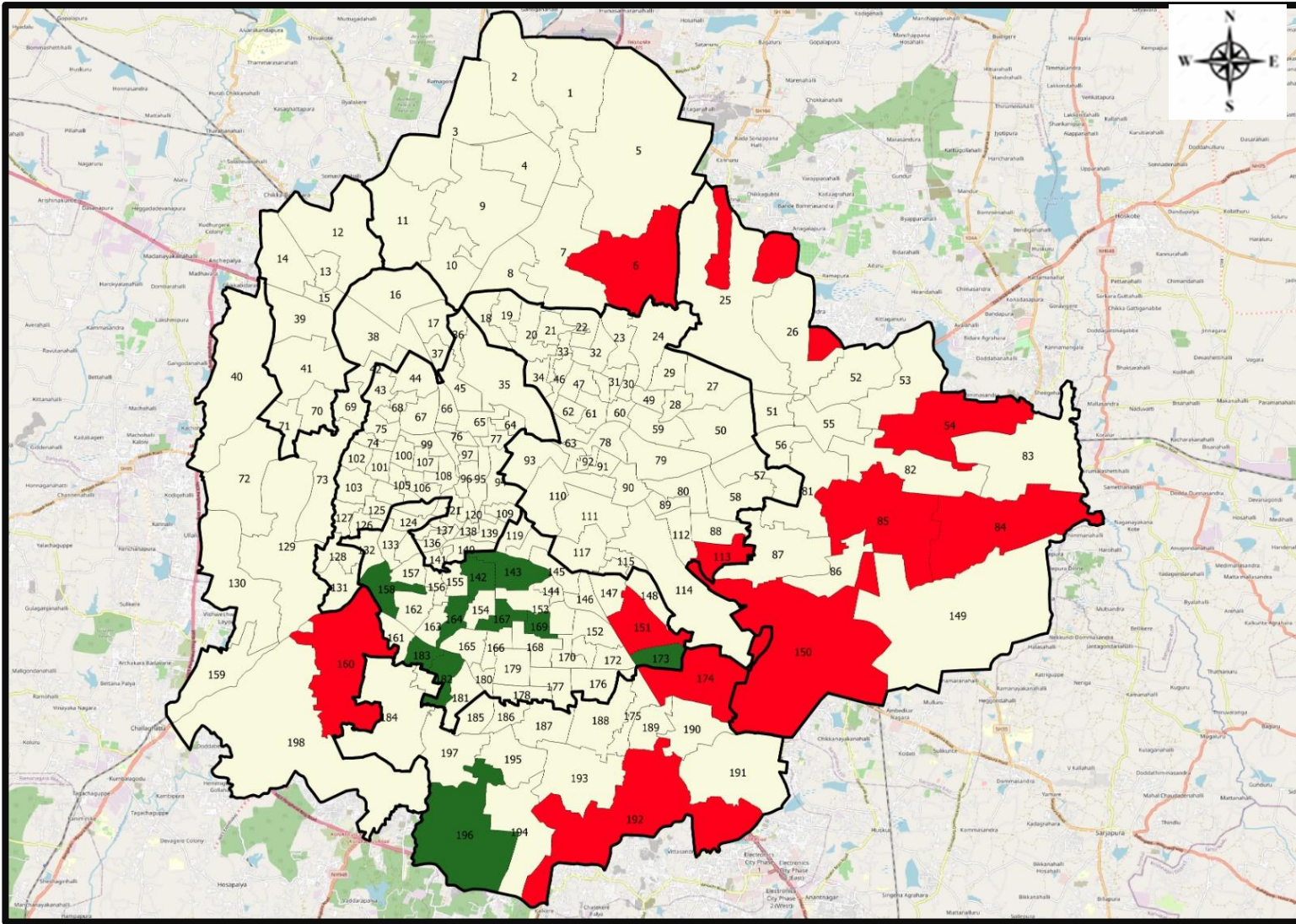
Total Test Conducted Till Date	Test Conducted Last 24 hours	Last 7 Days Average
3,22,27,340	2,772	3,014







# BENGALURU URBAN MAP SHOWING TREND OF POSITIVE CASES IN LAST 7 DAYS



## Top 10 wards reporting highest number of positive cases in last 10 days

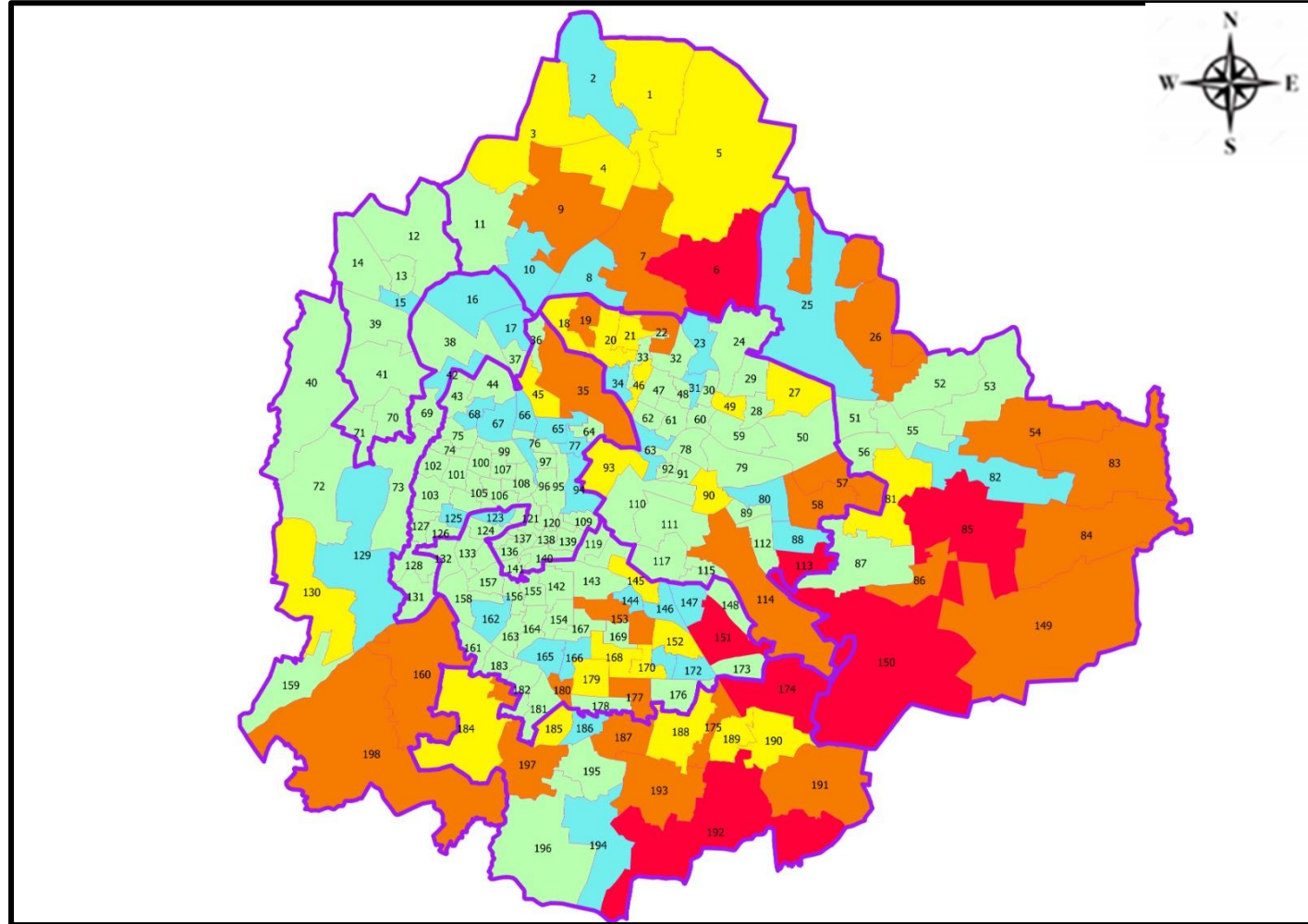
Ward No.	Ward Name	Daily Cases Average
150	Bellanduru	7
174	HSR Layout	5
85	Dodda Nekkundi	4
58	New Tippasandra	3
113	Konena Agrahara	3
151	Koramangala	3
84	Hagadur	2
82	Garudachar Palya	2
149	Varthuru	2
192	Begur	2







## Top 10 wards reporting least number of positive cases in last 7 days

Ward No.	Ward Name	Daily Cases Average
183	Chikkalsandra	0
182	Padmanabha Nagar	0
173	Jakkasandra	0
169	Byrasandra	0
164	Vidyapeeta Ward	0
158	Deepanjali Nagara	0
156	Srinagara	0
143	Vishveshwara Puram	0
142	Sunkenahalli	0
141	Azad Nagar	0



# BENGALURU MAP SHOWING INTENSITY OF POSITIVE CASES IN LAST 7 DAYS



-  Level 1 : 0 to 1 Cases
-  Level 2 : 1 to 3 Cases
-  Level 3 : 3 to 5 Cases
-  Level 4 : 5 to 10 Cases
-  Level 5 : More than 10 Cases
-  Zone Boundaries

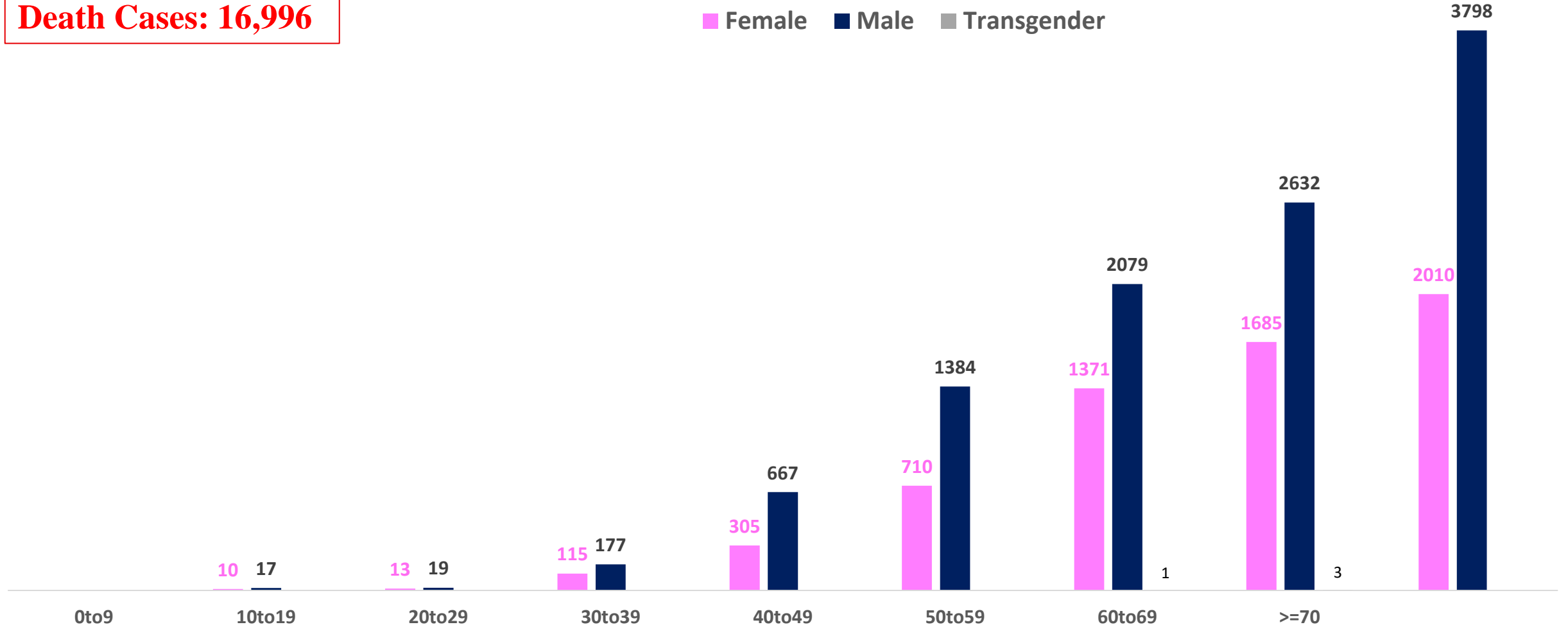




# AGE AND GENDER WISE DISTRIBUTION OF DEATH CASES



**Death Cases: 16,996**





# SNAPSHOT OF COVID-19 CASES IN BENGALURU URBAN



**Total Wards With  
< = 5 Cases\* :  
149**

**Tests Conducted  
on 01.04.2023:  
2,772**

**Recovery  
Rate\*:  
99.06%**

**Total  
Active Cases :  
757**

**Total Vaccinated  
on 01.04.2023:  
128**

**Positivity  
Rate\* :  
3.81%**

**Active  
Rate\*:  
0.04%**

**Case  
Fatality Rate\* :  
0.12%**





\*Total positive cases In the past 7 days

\*CFR and positivity is for Past 7 days



ಬೃಹತ್ ಬೆಂಗಳೂರು ಮಹಾನಗರ ಪಾಲಿಕೆ  
Bruhat Bengaluru Mahanagara Palike



<b>Download BBMP Bulletin</b>	<a href="https://apps.bbmpgov.in/covid19/mediabulletin.php">https://apps.bbmpgov.in/covid19/mediabulletin.php</a>
<b>To register for vaccination :</b>	<a href="https://selfregistration.cowin.gov.in/">https://selfregistration.cowin.gov.in/</a>
<b>BBMP COVID19 Dashboard:</b>	<a href="https://apps.bbmpgov.in/covid19/">https://apps.bbmpgov.in/covid19/</a>
<b>Follow us on:</b>	 <a href="http://www.facebook.com/bbmp.comm1/">www.facebook.com/bbmp.comm1/</a>
	 <a href="https://twitter.com/BBMPCOMM">twitter.com/BBMPCOMM</a>
	  <a href="https://www.instagram.com/BBMPSplHealth">BBMPSplHealth</a>

Issued by:

Honorable Chief Commissioner, BBMP  
Special Commissioner Health, BBMP  
MD, Bengaluru Smart City Limited

**THANK YOU !**

